





Middle States Standards For Accreditation - Parent Survey




1. Number of my children currently enrolled at Burlington Township High School.				
		Response Average	Response Total	Response Count
Ninth Grade		0.92	11	12
Tenth Grade		1.00	15	15
Eleventh Grade		1.10	11	10
Twelfth Grade		0.83	5	6
	<i>answered question</i>			38
	<i>skipped question</i>			0

2. Total number of years my children have attended Burlington Township High School?		
		Response Count
		38
	<i>answered question</i>	38
	<i>skipped question</i>	0





3. My child / children participate in the following special programs / activities at Burlington Township High School(check all that apply):			
		Response Percent	Response Count
Interscholastic Athletics	<div><div></div></div>	50.0%	19
Performing Arts	<div><div></div></div>	31.6%	12
Special Education	<div><div></div></div>	5.3%	2
English as a Second Language Instruction		0.0%	0
Honors and / or Advanced Placement Courses	<div><div></div></div>	65.8%	25
Other:	<div><div></div></div>	15.8%	6
Other (please specify)			10
answered question			38
skipped question			0

4. The school's philosophy and mission are understandable and widely publicized.			
		Response Percent	Response Count
Strongly Agree	<div><div></div></div>	37.8%	14
Agree	<div><div></div></div>	48.6%	18
Disagree	<div><div></div></div>	2.7%	1
Strongly Disagree	<div><div></div></div>	5.4%	2
Don't Know	<div><div></div></div>	5.4%	2
Comments:			1
answered question			37
skipped question			1






5. The governing body (Board of Trustees, School Board, Superintendent) and school leadership (Principal, Assistant Principals, Directors) provide effective leadership to the school.			
		Response Percent	Response Count
Strongly Agree		24.3%	9
Agree		67.6%	25
Disagree		5.4%	2
Strongly Disagree		0.0%	0
Don't Know		2.7%	1
		answered question	37
		skipped question	1


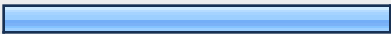



6. The governing body and administration maintain positive relationships with parents, students, and the community.			
		Response Percent	Response Count
Strongly Agree		27.0%	10
Agree		67.6%	25
Disagree		5.4%	2
Strongly Disagree		0.0%	0
Don't Know		0.0%	0
		answered question	37
		skipped question	1

7. The governing body and school leadership follow appropriate guidelines concerning confidentiality in communications.			
		Response Percent	Response Count
Strongly Agree		27.0%	10
Agree		64.9%	24
Disagree		2.7%	1
Strongly Disagree		0.0%	0
Don't Know		5.4%	2
		answered question	37
		skipped question	1


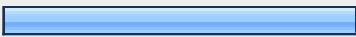


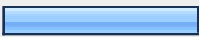
8. The governing body and school leadership assure that all school programs and activities are well planned, supervised, staffed with qualified personnel, and given appropriate resources.			
		Response Percent	Response Count
Strongly Agree		24.3%	9
Agree		59.5%	22
Disagree		5.4%	2
Strongly Disagree		0.0%	0
Don't Know		10.8%	4
		answered question	37
		skipped question	1


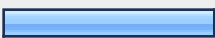



9. Comments:		
		Response Count
		5
	<i>answered question</i>	5
	<i>skipped question</i>	33






10. School improvement plans are developed with broad-based community participation and input.			
		Response Percent	Response Count
Strongly Agree		18.9%	7
Agree		59.5%	22
Disagree		10.8%	4
Strongly Disagree		2.7%	1
Don't Know		8.1%	3
		<i>answered question</i>	37
		<i>skipped question</i>	1

11. Information about the school's goals and plans for improvement are communicated to the public.			
		Response Percent	Response Count
Strongly Agree		21.6%	8
Agree		59.5%	22
Disagree		8.1%	3
Strongly Disagree		2.7%	1
Don't Know		8.1%	3
		<i>answered question</i>	37
		<i>skipped question</i>	1


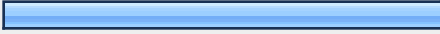


12. Comments:		
		Response Count
		6
	<i>answered question</i>	6
	<i>skipped question</i>	32






13. Financial resources are used appropriately.			
		Response Percent	Response Count
Strongly Agree		8.1%	3
Agree		54.1%	20
Disagree		5.4%	2
Strongly Disagree		2.7%	1
Don't Know		29.7%	11
		<i>answered question</i>	37
		<i>skipped question</i>	1





14. Adequate financial resources are available to support the educational program.			
		Response Percent	Response Count
Strongly Agree		8.1%	3
Agree		32.4%	12
Disagree		27.0%	10
Strongly Disagree		5.4%	2
Don't Know		27.0%	10
		<i>answered question</i>	37
		<i>skipped question</i>	1

15. Families and community members have opportunities to provide input into the school's financial planning.			
		Response Percent	Response Count
Strongly Agree		16.2%	6
Agree		51.4%	19
Disagree		8.1%	3
Strongly Disagree		2.7%	1
Don't Know		21.6%	8
		answered question	37
		skipped question	1





16. Comments:		
		Response Count
		8
		answered question
		8
		skipped question
		30

17. The school facility is healthy, safe, and well maintained.			
		Response Percent	Response Count
Strongly Agree		18.9%	7
Agree		67.6%	25
Disagree		10.8%	4
Strongly Disagree		2.7%	1
Don't Know		0.0%	0
		answered question	37
		skipped question	1





18. The school facility offers adequate space and equipment for high quality student programs.			
		Response Percent	Response Count
Strongly Agree		10.8%	4
Agree		59.5%	22
Disagree		18.9%	7
Strongly Disagree		2.7%	1
Don't Know		8.1%	3
		answered question	37
		skipped question	1





19. The school offers adequate space for safe entry, exit, and traffic flow within the facility.			
		Response Percent	Response Count
Strongly Agree		18.9%	7
Agree		64.9%	24
Disagree		5.4%	2
Strongly Disagree		0.0%	0
Don't Know		10.8%	4
		answered question	37
		skipped question	1





20. Comments:		
		Response Count
		9
		answered question
		9
		skipped question
		29




21. Teachers, administrators, and support staff members, are qualified and competent to meet student needs.			
		Response Percent	Response Count
Strongly Agree		13.9%	5
Agree		72.2%	26
Disagree		11.1%	4
Strongly Disagree		0.0%	0
Don't Know		2.8%	1
		answered question	36
		skipped question	2

22. Staff members display professional satisfaction and good morale.			
		Response Percent	Response Count
Strongly Agree		16.7%	6
Agree		63.9%	23
Disagree		13.9%	5
Strongly Disagree		0.0%	0
Don't Know		5.6%	2
		answered question	36
		skipped question	2




23. Staff members display commitment to the school and dedication to their work.			
		Response Percent	Response Count
Strongly Agree		16.7%	6
Agree		66.7%	24
Disagree		13.9%	5
Strongly Disagree		0.0%	0
Don't Know		2.8%	1
answered question			36
skipped question			2





24. School families and the community display commitment to, pride in, and support of the school.			
		Response Percent	Response Count
Strongly Agree		27.8%	10
Agree		63.9%	23
Disagree		2.8%	1
Strongly Disagree		0.0%	0
Don't Know		5.6%	2
answered question			36
skipped question			2




25. Members of the staff, students, and families feel safe in the school.			
		Response Percent	Response Count
Strongly Agree		19.4%	7
Agree		66.7%	24
Disagree		11.1%	4
Strongly Disagree		0.0%	0
Don't Know		2.8%	1
		answered question	36
		skipped question	2




26. The school has a written code of student conduct that supports the learning environment.			
		Response Percent	Response Count
Strongly Agree		30.6%	11
Agree		63.9%	23
Disagree		5.6%	2
Strongly Disagree		0.0%	0
Don't Know		0.0%	0
		answered question	36
		skipped question	2




27. Comments:		
		Response Count
		8
		answered question
		8
		skipped question
		30

28. The school has a plan to deal with emergencies, accidents, and illness.			
		Response Percent	Response Count
Strongly Agree		38.9%	14
Agree		58.3%	21
Disagree		0.0%	0
Strongly Disagree		0.0%	0
Don't Know		2.8%	1
		answered question	36
		skipped question	2



29. The school has adequate health care at all school functions.			
		Response Percent	Response Count
Strongly Agree		13.9%	5
Agree		55.6%	20
Disagree		8.3%	3
Strongly Disagree		0.0%	0
Don't Know		22.2%	8
		answered question	36
		skipped question	2



30. The school communicates with parents and staff members as needed about students' health or physical needs.			Response Percent	Response Count
Strongly Agree			16.7%	6
Agree			69.4%	25
Disagree			0.0%	0
Strongly Disagree			0.0%	0
Don't Know			13.9%	5
			<i>answered question</i>	36
			<i>skipped question</i>	2





31. Students have the opportunity to develop skills that will contribute to personal wellness and healthy lifestyle.			Response Percent	Response Count
Strongly Agree			11.1%	4
Agree			75.0%	27
Disagree			5.6%	2
Strongly Disagree			0.0%	0
Don't Know			8.3%	3
			<i>answered question</i>	36
			<i>skipped question</i>	2





32. The school has an effective system to control access to the school by visitors or other outsiders.			
		Response Percent	Response Count
Strongly Agree		30.6%	11
Agree		66.7%	24
Disagree		2.8%	1
Strongly Disagree		0.0%	0
Don't Know		0.0%	0
answered question			36
skipped question			2

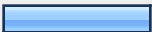


33. Comments:		
		Response Count
		3
answered question		3
skipped question		35






34. The school program provides instruction in basic core academic subjects.			
		Response Percent	Response Count
Strongly Agree		47.2%	17
Agree		52.8%	19
Disagree		0.0%	0
Strongly Disagree		0.0%	0
Don't Know		0.0%	0
answered question			36
skipped question			2

35. The school program provides instruction in courses such as the arts, health, physical education, and world languages.			
		Response Percent	Response Count
Strongly Agree		50.0%	18
Agree		50.0%	18
Disagree		0.0%	0
Strongly Disagree		0.0%	0
Don't Know		0.0%	0
		answered question	36
		skipped question	2





36. The school provides instruction in effective use of technology.			
		Response Percent	Response Count
Strongly Agree		30.6%	11
Agree		61.1%	22
Disagree		2.8%	1
Strongly Disagree		0.0%	0
Don't Know		5.6%	2
		answered question	36
		skipped question	2

37. Information about the educational program, school policies, and other information is available in written form to students and their parents.			
		Response Percent	Response Count
Strongly Agree		30.6%	11
Agree		63.9%	23
Disagree		2.8%	1
Strongly Disagree		0.0%	0
Don't Know		2.8%	1
		answered question	36
		skipped question	2

38. The educational program is designated to meet students' needs.			
		Response Percent	Response Count
Strongly Agree		22.2%	8
Agree		66.7%	24
Disagree		11.1%	4
Strongly Disagree		0.0%	0
Don't Know		0.0%	0
		answered question	36
		skipped question	2

39. The educational program provides a smooth transition from middle school to high school.			
		Response Percent	Response Count
Strongly Agree		19.4%	7
Agree		47.2%	17
Disagree		22.2%	8
Strongly Disagree		2.8%	1
Don't Know		8.3%	3
		answered question	36
		skipped question	2





40. Comments:		
		Response Count
		6
		answered question
		6
		skipped question
		32





41. The school leadership and staff are committed to and accept responsibility for student learning.			
		Response Percent	Response Count
Strongly Agree		19.4%	7
Agree		61.1%	22
Disagree		13.9%	5
Strongly Disagree		0.0%	0
Don't Know		5.6%	2
		answered question	36
		skipped question	2



42. The school provides regular communication about how well my child is learning.			
		Response Percent	Response Count
Strongly Agree	<div><div></div></div>	27.8%	10
Agree	<div><div></div></div>	58.3%	21
Disagree	<div><div></div></div>	13.9%	5
Strongly Disagree		0.0%	0
Don't Know		0.0%	0
answered question			36
skipped question			2






43. In general, students are achieving at levels expected by the community.			
		Response Percent	Response Count
Strongly Agree	<div><div></div></div>	16.7%	6
Agree	<div><div></div></div>	58.3%	21
Disagree	<div><div></div></div>	16.7%	6
Strongly Disagree	<div><div></div></div>	2.8%	1
Don't Know	<div><div></div></div>	5.6%	2
answered question			36
skipped question			2





44. Comments:		
		Response Count
		7
answered question		7
skipped question		31






45. Counselors, administrators, teachers, and other staff members provide students with guidance and support.			
		Response Percent	Response Count
Strongly Agree		20.0%	7
Agree		68.6%	24
Disagree		8.6%	3
Strongly Disagree		0.0%	0
Don't Know		2.9%	1
answered question			35
skipped question			3





46. Career awareness activities are provided by counselors and / teaching staff.			
		Response Percent	Response Count
Strongly Agree		14.3%	5
Agree		42.9%	15
Disagree		11.4%	4
Strongly Disagree		0.0%	0
Don't Know		31.4%	11
answered question			35
skipped question			3




47. The school meets students' transportation needs, as appropriate.			
		Response Percent	Response Count
Strongly Agree		25.7%	9
Agree		45.7%	16
Disagree		0.0%	0
Strongly Disagree		0.0%	0
Don't Know		0.0%	0
answered question			35
skipped question			3

48. The school provides an adequate, nutritional food service program, as appropriate.			
		Response Percent	Response Count
Strongly Agree		22.9%	8
Agree		48.6%	17
Disagree		17.1%	6
Strongly Disagree		2.9%	1
Don't Know		8.6%	3
answered question			35
skipped question			3




49. Programs to address students' special learning needs are in place.			
		Response Percent	Response Count
Strongly Agree		17.1%	6
Agree		37.1%	13
Disagree		11.4%	4
Strongly Disagree		0.0%	0
Don't Know		34.3%	12
<i>answered question</i>			35
<i>skipped question</i>			3





50. Psychological, social work, and other services are available to support student learning.			
		Response Percent	Response Count
Strongly Agree		8.6%	3
Agree		57.1%	20
Disagree		2.9%	1
Strongly Disagree		2.9%	1
Don't Know		28.6%	10
<i>answered question</i>			35
<i>skipped question</i>			3





51. The school has procedures for placement of students in appropriate programs and levels.			
		Response Percent	Response Count
Strongly Agree		17.1%	6
Agree		60.0%	21
Disagree		11.4%	4
Strongly Disagree		0.0%	0
Don't Know		11.4%	4
answered question			35
skipped question			3





52. Communication from the school is clear, accurate, and up-to-date.			
		Response Percent	Response Count
Strongly Agree		37.1%	13
Agree		51.4%	18
Disagree		11.4%	4
Strongly Disagree		0.0%	0
Don't Know		0.0%	0
answered question			35
skipped question			3





53. Comments:		
		Response Count
		6
answered question		6
skipped question		32

54. The school offers a variety of student activities.			
		Response Percent	Response Count
Strongly Agree		37.1%	13
Agree		60.0%	21
Disagree		2.9%	1
Strongly Disagree		0.0%	0
Don't Know		0.0%	0
		answered question	35
		skipped question	3





55. Staff members and others who sponsor student activities are qualified and provide appropriate student supervision.			
		Response Percent	Response Count
Strongly Agree		20.0%	7
Agree		71.4%	25
Disagree		2.9%	1
Strongly Disagree		0.0%	0
Don't Know		5.7%	2
		answered question	35
		skipped question	3






56. The school recognizes student accomplishments in meaningful ways.			
		Response Percent	Response Count
Strongly Agree		20.0%	7
Agree		68.6%	24
Disagree		5.7%	2
Strongly Disagree		0.0%	0
Don't Know		5.7%	2
answered question			35
skipped question			3






57. Relationships between staff and students show respect, fairness, and understanding.			
		Response Percent	Response Count
Strongly Agree		14.3%	5
Agree		51.4%	18
Disagree		31.4%	11
Strongly Disagree		0.0%	0
Don't Know		2.9%	1
answered question			35
skipped question			3

58. The school holds events that include staff, families, and children.			
		Response Percent	Response Count
Strongly Agree		25.7%	9
Agree		65.7%	23
Disagree		5.7%	2
Strongly Disagree		0.0%	0
Don't Know		2.9%	1
		answered question	35
		skipped question	3





59. Comments:		
		Response Count
		6
		answered question
		6
		skipped question
		32

60. The school provides students with adequate library / media services.			
		Response Percent	Response Count
Strongly Agree		17.1%	6
Agree		60.0%	21
Disagree		5.7%	2
Strongly Disagree		0.0%	0
Don't Know		17.1%	6
		answered question	35
		skipped question	3

61. Technology resources are well-maintained and up-to-date.			
		Response Percent	Response Count
Strongly Agree		20.0%	7
Agree		45.7%	16
Disagree		8.6%	3
Strongly Disagree		5.7%	2
Don't Know		20.0%	7
answered question			35
skipped question			3

62. The school has plans in place to keep pace with changes in technology.			
		Response Percent	Response Count
Strongly Agree		14.3%	5
Agree		54.3%	19
Disagree		2.9%	1
Strongly Disagree		2.9%	1
Don't Know		25.7%	9
answered question			35
skipped question			3

63. Comments:		
		Response Count
		3
answered question		3
skipped question		35

64. This parent survey covered all major aspects of the school.			
		Response Percent	Response Count
Strongly Agree		25.7%	9
Agree		65.7%	23
Disagree		5.7%	2
Strongly Disagree		0.0%	0
Don't Know		2.9%	1
		<i>answered question</i>	35
		<i>skipped question</i>	3

65. If it did not, what aspects were omitted? Please add any other comments that you feel may be helpful contributions to the school as it seeks to identify its strengths and the areas which it needs to improve.		
		Response Count
		8
		8
		30